

# Let Freedom Ring

## A Patriotic Celebration

This Land Is Your Land • Let Freedom Ring  
God Bless the U.S.A. • America the Beautiful

For SATB\* and Piano with Optional Instrumental Accompaniment

**Performance Note:** This medley may be paired with "God Bless America" by Irving Berlin, arranged by Keith Christopher and John Moss\*\* as a special patriotic finale for choir, band, and optional strings.

Performance Time: Approx. 5:25

Choral Arrangement by **KEITH CHRISTOPHER**  
Band Accompaniment by **JOHN MOSS**

**THIS LAND IS YOUR LAND**  
Words and Music by **WOODY GUTHRIE**

**Majestically** (♩ = 84-88)

Soprano  
Alto

Tenor  
Bass

Piano

Unis. *f*

Ah

Unis. *f*

N.C. B $\flat$  A $\flat$ /B $\flat$  B $\flat$  E $\flat$  Cm $^7$

*fp cresc.* *f*

Unis. *mf*

Ah

Oo

Unis. *mf*

Ah

B $\flat$  F F/A E $\flat$ /G F/A B $\flat$

*mf*

\* Available for SATB, SAB and 2-Part  
ShowTrax Cassette, Concert Band  
Accompaniment and String Pak also available



TRO - © Copyright 1956 (Renewed), 1958 (Renewed) and 1970 Ludlow Music, Inc., New York, NY

This arrangement TRO - © Copyright 1995 Ludlow Music, Inc., New York, NY

International Copyright Secured

All Rights Reserved Including Public Performance For Profit  
Used by Permission

"God Bless America"

08740036 - SATB

08740037 - SAB

08740038 - 2-Part

9

This land was

*mp*

*mp*

*mp*

*mp*

E $\flat$  Cm7 B $\flat$  Dm7/A Gm7 Cm7 Csus/D Cm/E $\flat$

made for you and me.

Unis. *rit.*

Unis. *rit.*

*rit.*

*rit.*

8 $\flat$ ----

F F/E $\flat$  B $\flat$ 2/D B $\flat$ /C A $\flat$ 2/B $\flat$  B $\flat$ 7

13 Ballad (♩ = 84-88)

LET FREEDOM RING  
Words and Music by BARRY MANILOW,  
BRUCE SUSSMAN and JACK FELDMAN

Let free - dom

*mp*

*mp*

*mp*

E $\flat$ 2

Copyright © 1987 by Careers-BMG Music Publishing, Inc., Appogiatura Music and Camp Songs  
This arrangement Copyright © 1995 by Careers-BMG Music Publishing, Inc., Appogiatura Music and Camp Songs  
All Rights Administered by Careers-BMG Music Publishing, Inc.  
International Copyright Secured All Rights Reserved

ring, let its mu - sic re - sound through all the

Unis. Unis.

$A\flat_9/E\flat$

This system contains the first two staves of music. The top staff is a vocal line with lyrics 'ring, let its mu - sic re - sound through all the'. It is marked 'Unis.' above the staff. The bottom staff is a piano accompaniment line. The key signature has two flats (Bb and Eb), and the time signature is 4/4. The piano part features a steady eighth-note accompaniment in the right hand and a more active bass line in the left hand. A chord symbol  $A\flat_9/E\flat$  is written above the piano staff.

na - tions. Let it cel - e - brate sweet

Unis.

19

$E\flat^2$   $B\flat/D$   $B\flat m^7/D\flat$   $C^7$

This system contains the next two staves of music. The top staff continues the vocal line with lyrics 'na - tions. Let it cel - e - brate sweet'. It is marked 'Unis.' above the staff. The bottom staff is a piano accompaniment line. A box containing the number '19' is placed above the piano staff. The key signature remains two flats. The piano part continues with similar accompaniment. Chord symbols  $E\flat^2$ ,  $B\flat/D$ ,  $B\flat m^7/D\flat$ , and  $C^7$  are written above the piano staff.

lib - er - ty that is keep - ing us free and strong.

Unis.

$Fm^9$   $Fm$   $A\flat m$   $B\flat^2$

This system contains the final two staves of music on the page. The top staff continues the vocal line with lyrics 'lib - er - ty that is keep - ing us free and strong.'. It is marked 'Unis.' above the staff. The bottom staff is a piano accompaniment line. The key signature remains two flats. The piano part concludes with a final chord. Chord symbols  $Fm^9$ ,  $Fm$ ,  $A\flat m$ , and  $B\flat^2$  are written above the piano staff.

Let free - dom ring, and let

Unis. Unis.

E $\flat$ 2 Ab $\frac{6}{9}$ /E $\flat$

ev - 'ry - one share its in - spir - a - tion.

E $\flat$ 2 B $\flat$ /D

Let the prom - ise not be sat - is - fied un - til

Unis. Unis.

B $\flat$ m $\frac{7}{9}$ /D $\flat$  C7 Fm $\frac{9}{9}$  Fm

31 *cresc.*

no one's de - nied its song. It's a dream to build up -

*cresc.*

*Abm6 Abm6/Bb Eb2 Bbm7 Eb*

*cresc.*

on, we take the dream and pass it

Unis. Unis. Unis.

We take the dream

*Abmaj9 Ab6 Ab Bb Cm7 Cm7/F F*

on, and on, and on, and let free - dom sing!

*Bb Fm7 Bb Bb/Ab G F/A G/B Cm*

38 *mp*

Let free - dom ring, free - dom ring, for the

Unis. *mp* Unis.

Let free - dom

A $\flat$ /B $\flat$  B $\flat$ 7 A $\flat$ /B $\flat$  E $\flat$ 2 A $\flat$ 9/E $\flat$

*mp*

chil - dren of ev - 'ry gen - er - a - tion.

E $\flat$ 2 B $\flat$ /D

Unis.

May the love of free - dom al - ways ring and let

Unis.

B $\flat$ m7/D $\flat$  C7 Fm9 Fm

46

ev- 'ry - one sing a - long. It's a dream to build up -

*cresc.*

Abm<sup>6</sup> Abm<sup>6</sup>/Bb Eb<sup>2</sup> Bbm<sup>7</sup> Eb

*cresc.*

on, we take the dream and pass it on, and on, and

Unis. Unis. Unis.

We take the dream

Abmaj<sup>9</sup> Ab<sup>6</sup> Ab Bb Cm<sup>7</sup> Cm<sup>7</sup>/F F Bb Fm<sup>7</sup>

on, and let free - dom sing! And I'm

Unis. *mf* Unis. *mf*

Bb Bb/Ab G F/A G/B Cm Eb Bb/D Cm Bb

52 GOD BLESS THE U.S.A.  
Words and Music by LEE GREENWOOD

(♩ = ♩)

Unis. proud to be an A - mer - i - can, where at least I know I'm

The first system of the score shows the vocal parts. The treble clef staff has a melodic line with lyrics: "proud to be an A - mer - i - can, where at least I know I'm". The bass clef staff provides a harmonic accompaniment. Both staves are marked "Unis." at the beginning and end of the phrase.

F/A F Eb

*mf*

The piano accompaniment for the first system is shown in grand staff notation. It features chords in the right hand and a bass line in the left hand. Chords are labeled F/A, F, and Eb. The dynamic marking is *mf*.

Unis. free. And I won't for - get the men who died — and Unis.

The second system of the score continues the vocal parts. The treble clef staff has lyrics: "free. And I won't for - get the men who died — and". The bass clef staff continues the accompaniment. Both staves are marked "Unis." at the beginning and end of the phrase.

Bb2 Bb F/A F

The piano accompaniment for the second system is shown in grand staff notation. Chords are labeled Bb2, Bb, F/A, and F.

Unis. 60 gave that right to me. And I'd glad - ly stand up div. ^

Unis.

The third system of the score continues the vocal parts. The treble clef staff has lyrics: "gave that right to me. And I'd glad - ly stand up". The bass clef staff continues the accompaniment. Both staves are marked "Unis." at the beginning and end of the phrase. A box containing the number "60" is placed above the treble staff. The word "div." with an accent (^) is placed above the final chord in the treble staff.

Eb Bb Gm ^

The piano accompaniment for the third system is shown in grand staff notation. Chords are labeled Eb, Bb, Gm, and ^.

© Copyright 1984 by MUSIC CORPORATION OF AMERICA, INC. and SONGS OF POLYGRAM INTERNATIONAL, INC.  
 This arrangement © Copyright 1995 by MUSIC CORPORATION OF AMERICA, INC.  
 and SONGS OF POLYGRAM INTERNATIONAL, INC.  
 All Rights Controlled and Administered by MUSIC CORPORATION OF AMERICA, INC.  
 International Copyright Secured All Rights Reserved

MCA music publishing

LET FREEDOM RING - SATB



Unis.  
 next to you\_ and de - fend her still to - day, 'cause there

Unis.

Bb<sup>2</sup>/D Bb/D Eb Bb<sup>2</sup>/D Bb/D

64

is no doubt\_ I love this land, God

Unis. Unis.

Cm<sup>7</sup> Bb/D Bb

1 Unis.  
 bless the U. S. A. And I'm

Unis.

Cm<sup>7</sup> Eb/F Bb

Unis.

2

A. 'Cause there is no doubt\_ I

Cm<sup>7</sup>

love this land, God bless the

I love this land, God bless the

B<sup>b</sup>/D B<sup>b</sup> E<sup>b</sup> B<sup>b</sup>/E

U. S. A.

*cresc.* *f*


Cm<sup>7</sup> E<sup>b</sup>/F B<sup>b</sup> E<sup>b</sup>2/F

*cresc.*



Katharine Lee Bates

MATERNA  
Samuel A. Ward



1. O beau - ti - ful for spa - cious skies, For  
 2. O beau - ti - ful for pil - grim feet, Whose  
 3. O beau - ti - ful for he - roes proved In  
 4. O beau - ti - ful for pa - triot dream That

am - ber waves of grain, For pur - ple moun - tain  
 stern, im - pas - sioned stress A thor - ough - fare for  
 lib - er - at - ing strife, Who more than self their  
 sees be - yond the years Thine al - a - bas - ter

maj - es - ties A - bove the fruit - ed plain!  
 free - dom beat A - cross the wil - der - ness!  
 coun - try loved, And mer - cy more than life!  
 cit - ies gleam; Un - dimmed by hu - man tears!



AMERICA THE BEAUTIFUL  
Words by KATHERINE LEE BATES  
Music by SAMUEL A. WARD

79

Majestically (♩ = ♩)

mer - i - ca, A - mer - i - ca, God  
God  
God

B♭ Cm7 B♭/D Cm7 B♭ Cm7 B♭/D E♭ B♭/D F/C B♭

*f* *simile*

shed His grace on  
shed His grace on thee.  
Unis.

F E♭/F F B♭sus<sup>4</sup>/<sub>2</sub> B♭ E♭/B♭ B♭

And

Unis.  
crown thy good with broth - er - hood

E♭ F E♭/G F E♭ B♭/D Cm7 B♭ Cm7 B♭/D Cm7 B♭ F/A Gm F

broth - er - hood from

Copyright © 1995 by HAL LEONARD CORPORATION  
International Copyright Secured All Rights Reserved

LET FREEDOM RING - SATB

Unis. From Unis.

sea to shin - ing sea.

E♭ E♭/G F F/A Gm Gm/F

sea to shin - ing

E♭ F E♭/G F E♭ Dm7 Cm7 F E♭/G F/A E♭/G F Dm7

90 LET FREEDOM RING

mf

sea. Let free - dom

mf

A♭/B♭ E♭2

mf

ring, let its mu - sic re - sound through - out the

Unis. Unis.

Ab<sup>6</sup>/Eb

This system contains the first two staves of music. The top staff is a vocal line with lyrics 'ring, let its mu - sic re - sound through - out the'. It includes a 'Unis.' instruction. The bottom staff is a piano accompaniment with a 'Ab<sup>6</sup>/Eb' chord marking.

na - tions. Let it cel - e - brate sweet

Unis. Unis.

E<sup>b</sup>2 B<sup>b</sup>/D B<sup>b</sup>m/D<sup>b</sup> C7

94

This system contains the next two staves of music. The top staff has lyrics 'na - tions. Let it cel - e - brate sweet' and a 'Unis.' instruction. The bottom staff is a piano accompaniment with chord markings 'E<sup>b</sup>2', 'B<sup>b</sup>/D', 'B<sup>b</sup>m/D<sup>b</sup>', and 'C7'. A box containing the number '94' is positioned above the piano staff.

lib - er - ty that is keep - ing us free and

Fm<sup>9</sup> Fm Abm

This system contains the final two staves of music. The top staff has lyrics 'lib - er - ty that is keep - ing us free and'. The bottom staff is a piano accompaniment with chord markings 'Fm<sup>9</sup>', 'Fm', and 'Abm'.

strong, — keeps us strong. —

Bb2 Bb/C

99 *f* Let free - dom  
Let free - dom ring, and let  
*f* Unis.

F Gm7/F C/F Bb/F

ring —  
ev - 'ry - one share — its in - spir - a - tion.

Bb2/F F C/E

LET FREEDOM RING - SATB

Unis. Let the prom - ise not be sat - is - fied un - til

Unis.

Cm/Eb D Gm

no one's de - nied its song. It's a

Bbm6 Bbm6/C F2

107 dream to build up - on, we take the

Unis.

Cm7 F Bbmaj9 Bb6 Bb C



Unis. dream and pass it on and on, and

Unis. We take the dream

Dm7 F/G G C Gm7

on, and let free - dom sing!

C C/Bb A G/B A/C# Dm

114 A little slower (♩ = 80-84)

*poco ritard. f* ring.

*poco ritard.* Let free - dom Let free - dom

Bb/C C Bb/C F/A

*poco ritard.* *f*

Let free - dom ring.

Let free - dom

Chords: Gm7, C/G, Gm7, F/A

Detailed description: This system contains the first two measures of the piece. The vocal line (treble clef) has lyrics 'Let free - dom ring.' and 'Let free - dom'. The piano accompaniment (grand staff) features chords Gm7, C/G, Gm7, and F/A. The bass line consists of eighth notes.

117 Let free - dom ring!

ring! Let it ring!

Chords: Gm7/Bb, C/Bb, Gm7/Bb, F/C

Detailed description: This system contains measures 117-120. The vocal line (treble clef) has lyrics 'ring!', 'Let free - dom ring!', and 'ring!'. The piano accompaniment (grand staff) features chords Gm7/Bb, C/Bb, Gm7/Bb, and F/C. The bass line consists of eighth notes.

*ff rit.* Let free - dom ring!

*ff rit.* Let free - dom ring!

Chords: Bbm6/G, F

Detailed description: This system contains the final two measures. The vocal line (treble clef) has lyrics 'Let free - dom ring!' and 'ring!'. The piano accompaniment (grand staff) features chords Bbm6/G and F. The bass line consists of eighth notes. Dynamics include *ff* and *rit.*